
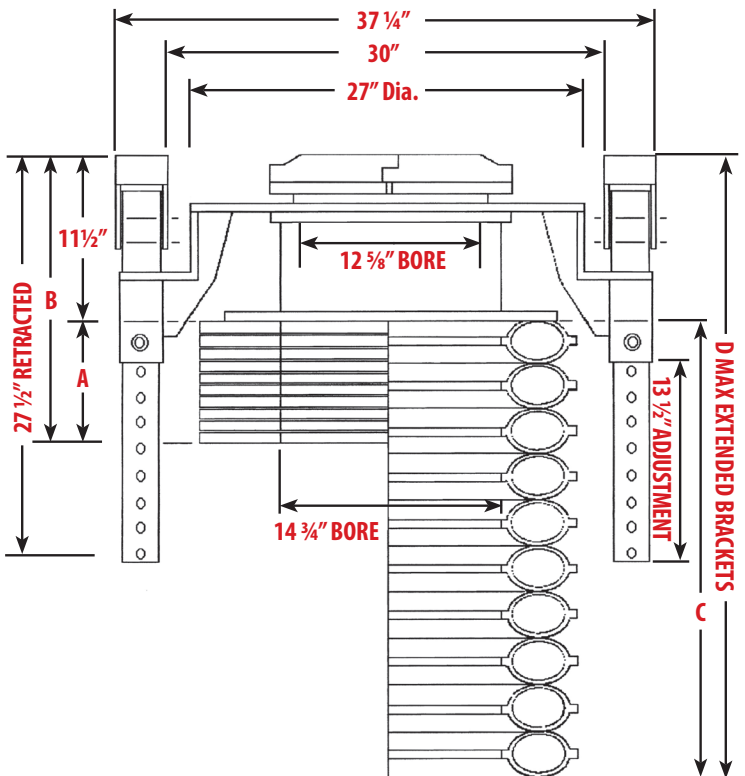


The 3000-12T3 is manufactured to mount on an Ingersoll Rand T3W. The special base plate and mounting brackets allow the unit to be transported under the rig table, high enough not to strike the ground surface. The special mounting brackets will also enable the unit to be swiveled out from under the rig table to aid clearing the casing when driving off well site. The flow line can be rotated to direct drill cuttings where you want them. The Diverter System uses the patented two-piece stripper rubber which was designed exclusively for Divertech.

In the event that your casing is too high for the retracted Diverter to clear the casing, simply:

1. Use the provided chains to attach the Diverter to the back half of your table
2. Raise the rig
3. Retract your table until retracted Diverter is horizontal
4. Lower the rig and drive away from casing
5. Lower the Diverter to the travel position

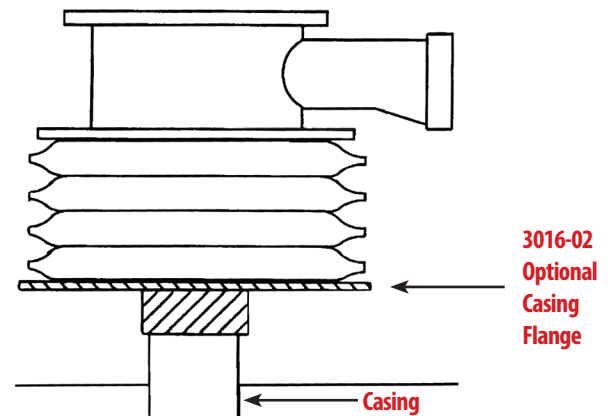


3000-12T3 Pneumatic Section Deflated, Brackets Retracted with Stripper Rubber Closed

| | 5 Tube | 10 Tube | 11 Tube |
|------------------------------|---------|---------|---------|
| A - Retracted Bladder | 5" | 10" | 11" |
| B - Retracted Overall Height | 16 1/2" | 21 1/2" | 22 1/2" |
| C - Inflated Bladder | 17" | 35" | 38" |
| D - Inflated Overall Height | 46 3/4" | 58 3/4" | 61 3/4" |

Outlet Options

- Standard 6" NPT Outlet
- Optional 8" NPT Outlet (Note: This option adds 1 1/2" to overall height)



Optional Casing Flange is available and should be used after casing is set.